

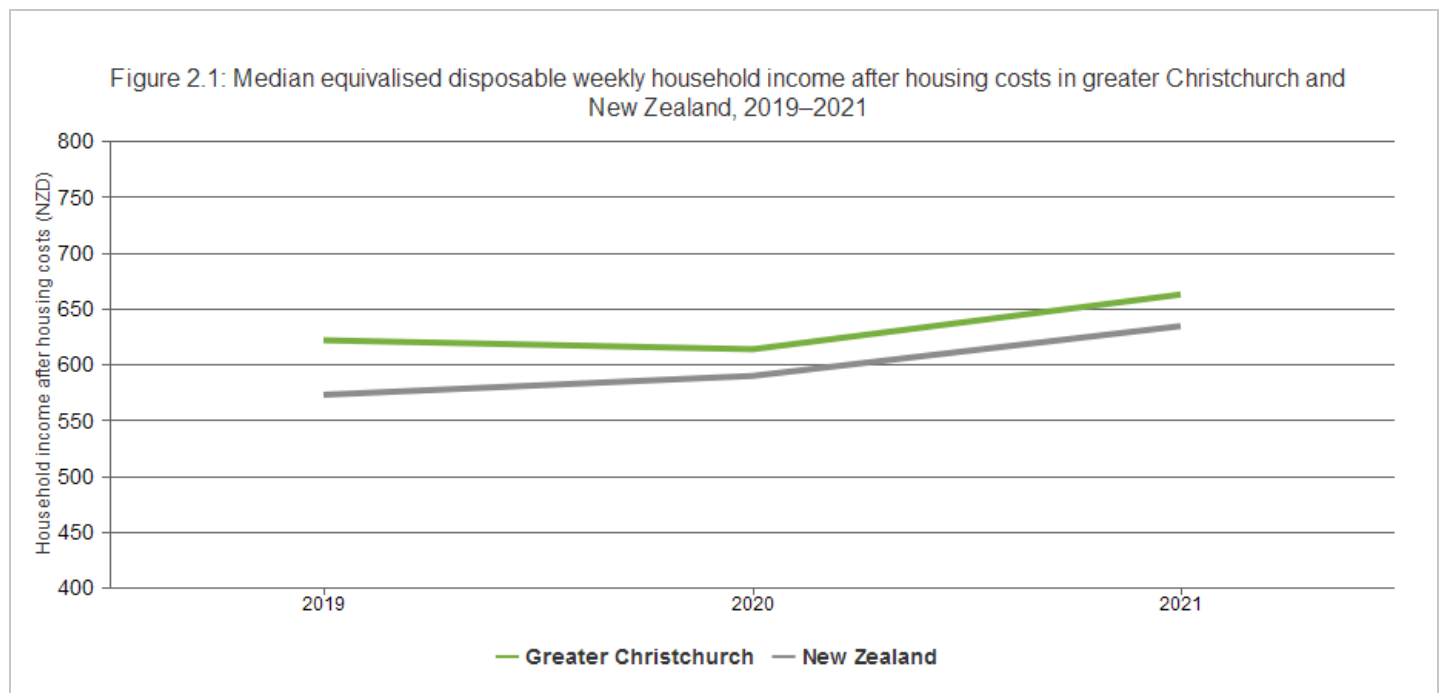
Income: Household income after housing costs

Downloaded from <https://www.canterburywellbeing.org.nz/our-wellbeing/income/household-income-after-housing-costs/> on 24/04/2024 6:42 PM

Household income after housing costs is the median weekly disposable income that households have after housing costs have been deducted. Household income after deducting housing costs is a useful measure for understanding the real-life differences in 'consumption possibilities' for households, as it provides a picture of the actual living conditions that households experience [7].

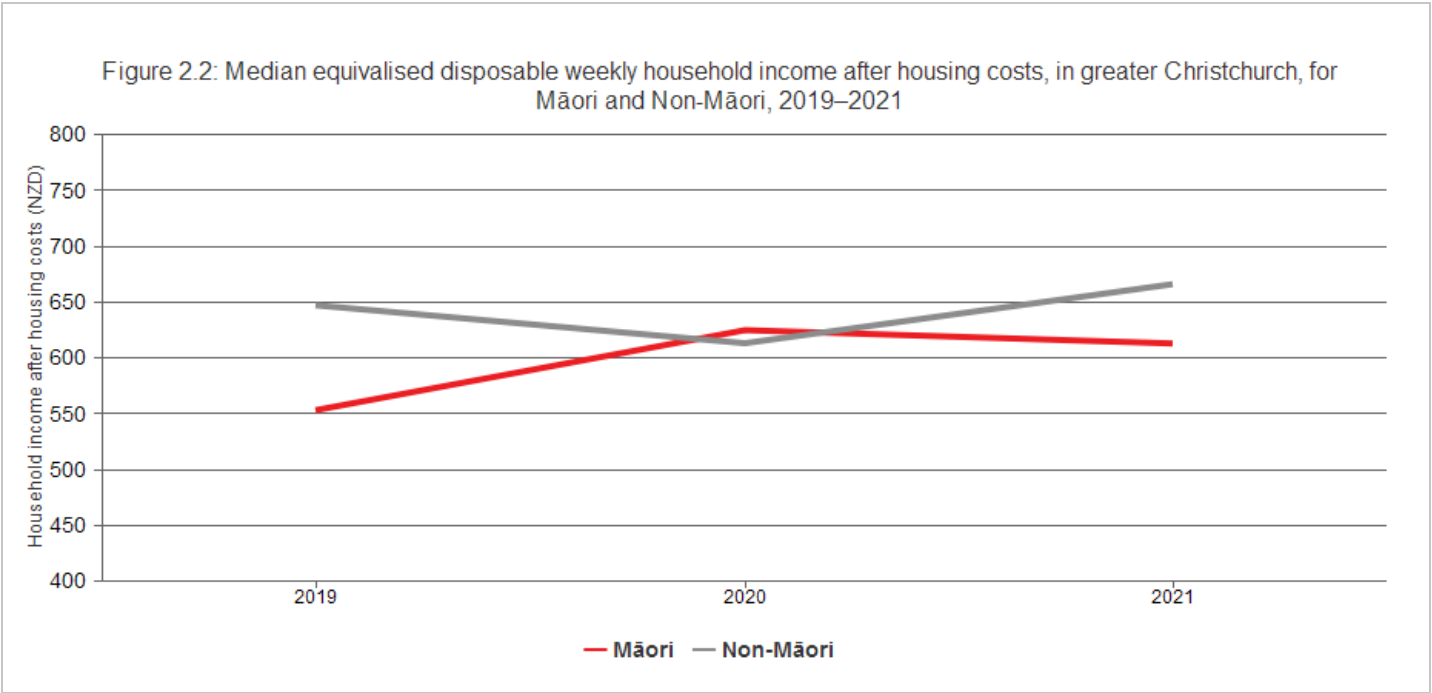
With an adequate 'residual income', a household can better access essential services and items; such as food, health services, and transport, and can participate in social and recreational activities in the community. Having sufficient income is also associated with better educational and economic outcomes, as well as better health and wellbeing [6]. For households with similar income and similar other characteristics, the consumption possibilities are much greater for households with low housing costs than for those with high housing costs.

This indicator presents median equivalised disposable weekly household income after housing costs, for homeowners and renters (combined). Housing costs include combinations of rent, mortgage (principal and interest), insurance, rates, and other housing expenses not elsewhere classified but exclude repairs and maintenance.



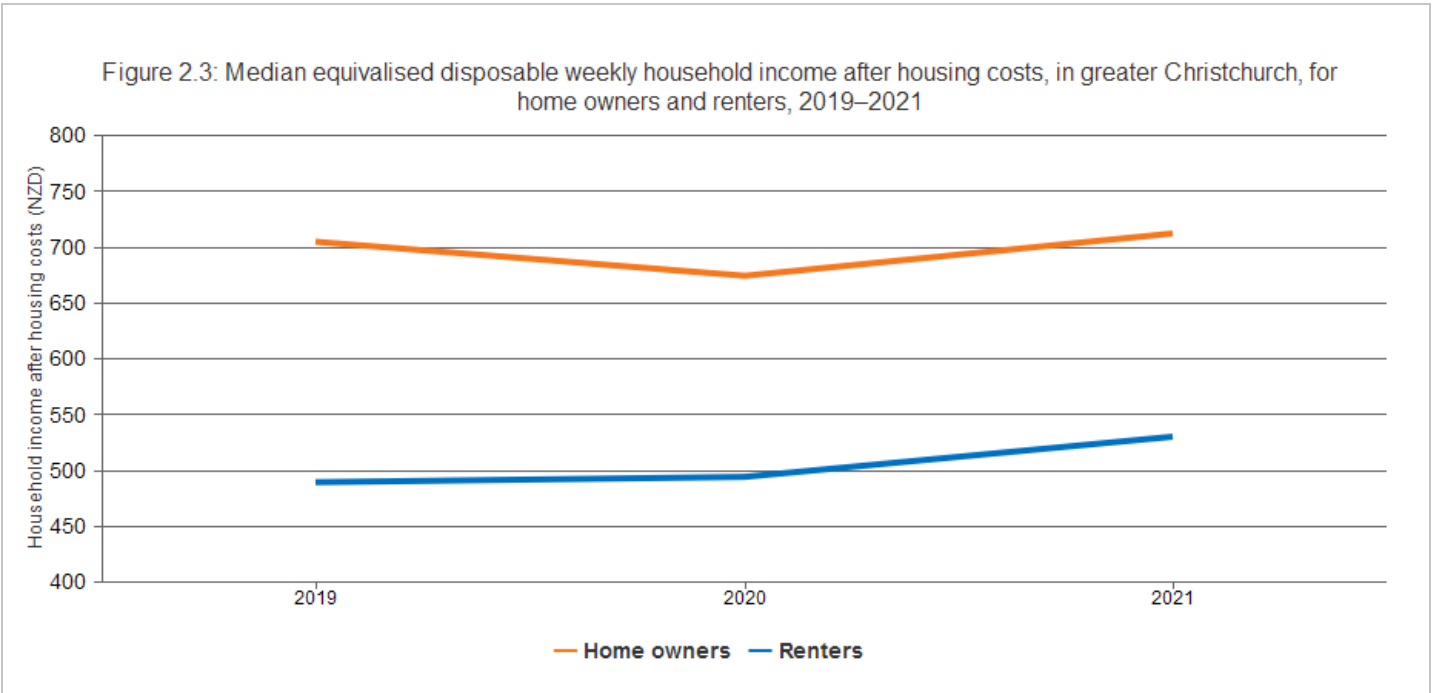
The figure shows that median equivalised disposable weekly household income after housing costs for homeowners/renters has increased for those in greater Christchurch and for New Zealanders overall, since 2019 (an approximately \$40 increase from 2019 to 2021 for greater Christchurch).

Breakdown by ethnicity



The figure shows a substantial overall income disparity between Māori and non-Māori ethnic groups in greater Christchurch for 2019–2021. In 2021, the median equivalised disposable weekly household income after housing costs in greater Christchurch for Māori was substantially below that of non-Māori (\$613 for Māori and \$666 for non-Māori; \$53 difference).

Breakdown by tenure



The figure shows that median equivalised disposable weekly household income after housing costs for renters, has increased for those in greater Christchurch, between 2019 and 2021 (an approximately \$40 increase from \$490 in 2019 to \$530 in 2021) but less so for homeowners (an approximately \$7 increase from \$705 to \$712). For the period 2019 to 2021, equivalised disposable weekly household income after housing costs, for homeowners was substantially higher than for renters (\$712 for owners; \$530 for renters, in 2021).

Data Sources

Source: Statistics New Zealand.
Survey/data set: New Zealand Household Economic Survey. Custom data request for greater Christchurch region.

Source data frequency: Annually.

Metadata for this indicator is available at <https://www.canterburywellbeing.org.nz/our-wellbeing/index-data>

REFERENCES

This is the full reference list for **Income**.

- 1 Braveman P, Sadegh-Nobari T, Egerter S (2011) Early Childhood Experiences and Health. Exploring the Social Determinants of Health. *Issue Brief #2, Robert Wood Johnson Foundation*.
- 2 Marmot M (2004) Social Causes of Social Inequalities in Health In: Anand S, Peter F, Sen. AK, editors. Public health, ethics, and equity. Oxford: Oxford University Press on Demand.
- 3 Marmot M, Bell R (2012) Fair society, healthy lives. *Public Health* 126: S4-10.
- 4 Kawachi I, Kennedy BP (1997) Health and social cohesion: why care about income inequality? *BMJ* 314: 1037-1040.
- 5 Meyer S (2002) *The influence of parental incomes on children's wellbeing*. Wellington: Knowledge Management Group, Ministry of Social Development, Te Manatu - Whakahiato Ora.
- 6 Statistics NZ (2022) Labour market statistics about income. Retrieved from <https://www.stats.govt.nz/information-releases/labour-market-statistics-income-june-2022-quarter/>
- 7 Perry B (2017) *Household incomes in New Zealand: Trends in indicators of inequality and hardship 1982 to 2016*. Wellington: Ministry of Social Development.
- 8 Hyslop D, Suresh Yahanpath S (2005) *Income Growth and Earnings Variations in New Zealand, 1998—2004: New Zealand Treasury working paper 05/11*. Wellington: New Zealand Treasury.
- 9 Levin KA, Torsheim T, Vollebergh W, Richter M, Davies CA, et al. (2011) National Income and Income Inequality, Family Affluence and Life Satisfaction Among 13 year Old Boys and Girls: A Multilevel Study in 35 Countries. *Social Indicators Research* 104: 179-194.
- 10 Diener E, Tay L, Oishi S (2013) Rising income and the subjective well-being of nations. *J Pers Soc Psychol* 104: 267-276.
- 11 Diener E, Ng W, Harter J, Arora R (2010) Wealth and happiness across the world: material prosperity predicts life evaluation, whereas psychosocial prosperity predicts positive feeling. *J Pers Soc Psychol* 99: 52-61.
- 12 Kahneman D (1999) Objective happiness. In: Kahneman D, Diener E, Schwartz N, editors. *Well-being: The foundations of hedonic psychology*. New York: Russell Sage Foundation. pp. 3–25.
- 13 Sengupta NK, Osborne D, Houkamau C, Hoverd WJ, Wilson MS, et al. (2012) How much happiness does money buy? Income and subjective well-being in New Zealand. *New Zealand Journal of Psychology* 41: 21-34.
- 14 Chaudry A, Wimer C (2016) Poverty is not just an indicator: The relationship between income, poverty, and child well-being. *Academic Pediatrics* 16: S23-S29.
- 15 Cooper K, Stewart K (2017) Does money affect children's outcomes? An update. CASEpaper 203, London, United Kingdom.
- 16 Gibb S, Fergusson D, Horwood L (2012) Childhood family income and life outcomes in adulthood: Findings from a 30-year longitudinal study in New Zealand. *Social Science and Medicine* 74: 1979-83.
- 17 Poulton R, Caspi A, Milne B, Thomson W, Taylor A., Sears M, Moffitt T (2002) Association between children's experience of socioeconomic disadvantage and adult health: A life-course study. *The Lancet* 360: 1640-1645.
- 18 Department of the Prime Minister and Cabinet (2020) Child poverty measures, targets and indicators. Retrieved from <https://dpmc.govt.nz/our-programmes/reducing-child-poverty/child-poverty-measures-targets-and-indicators>.