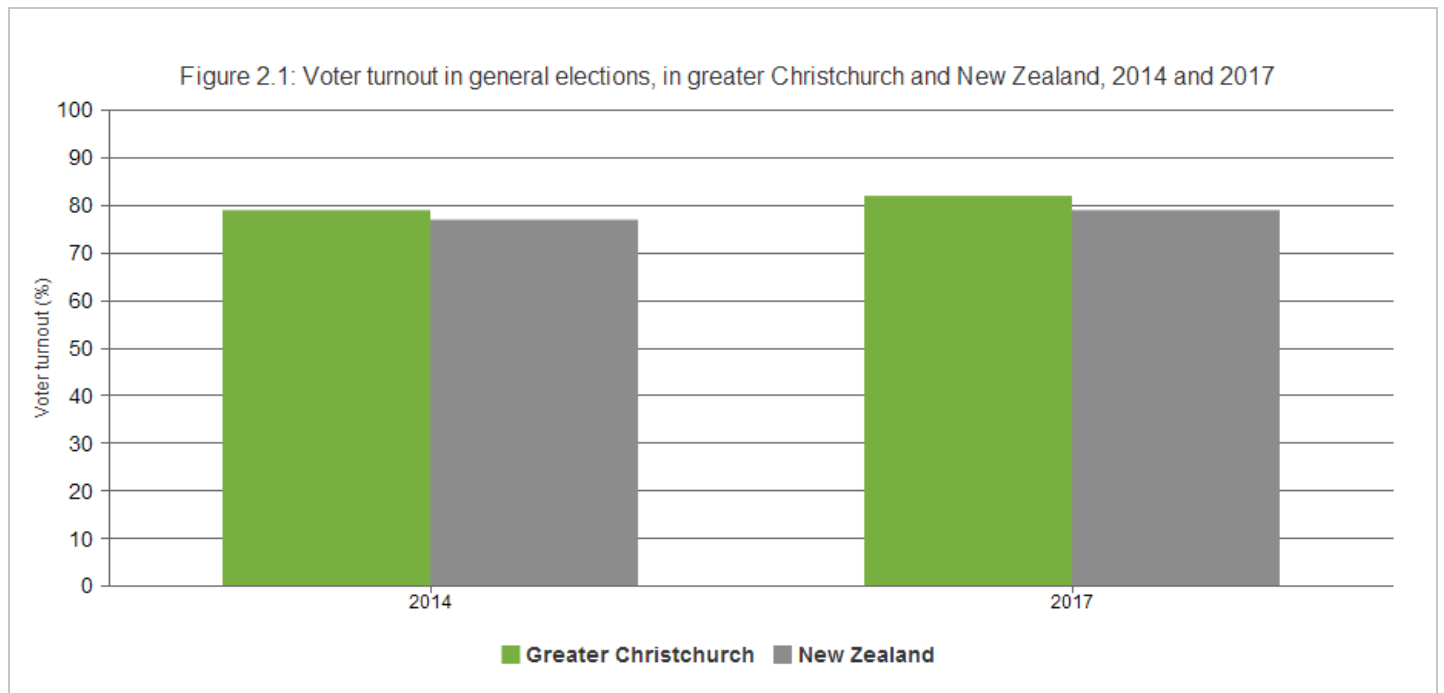


Civic Engagement: Voter turnout – general elections

Downloaded from <https://www.canterburywellbeing.org.nz/our-wellbeing/civic-engagement/voter-turnout-general-elections/> on 21/04/2021 5:06 PM

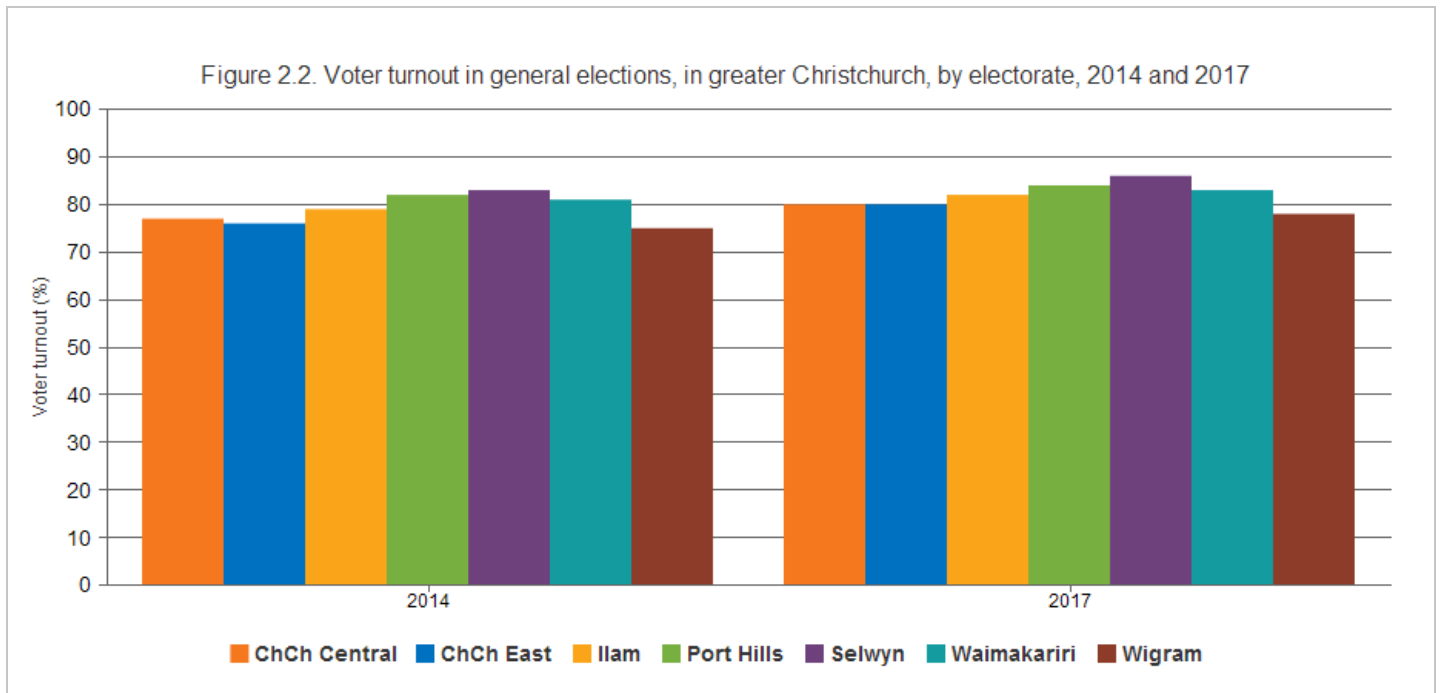
Voter turnout rates help to show how people feel about central government. This includes the confidence they have in political institutions, the importance they attach to them, and whether they feel their participation in general elections can make a difference. In New Zealand, the enrolment of eligible electors is compulsory, but voting is not.

This indicator presents the voter turnout (proportion of eligible electors who cast a vote) in general elections, for greater Christchurch and New Zealand, for 2014 and 2017.



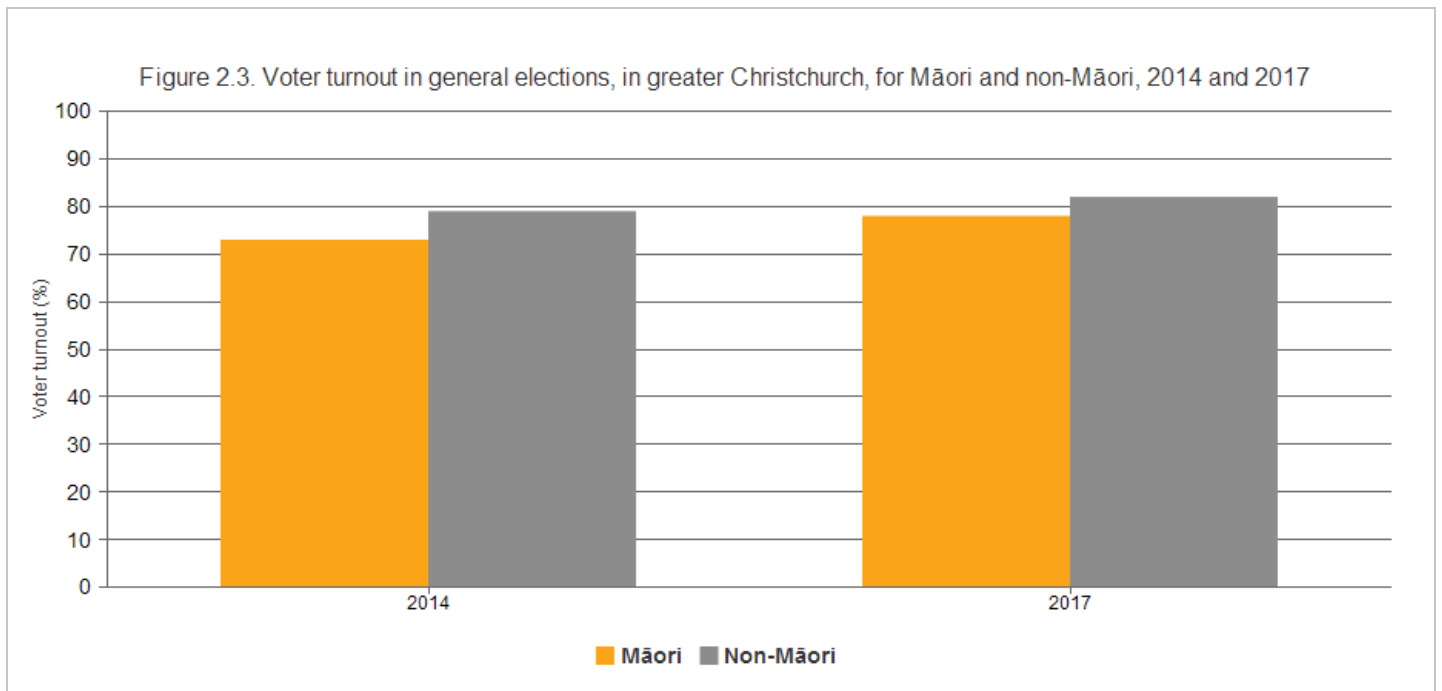
In 2017, 82 percent of enrolled electors in greater Christchurch voted in the general election (up from 79% in 2014), the highest turnout since 2005 (80.9%) [10]. Turnout increased in both general and Māori electorates [10]. Nationally, the voter turnout was slightly lower at both elections, at 77 percent of enrolled electors in 2014 and 79 percent in 2017.

Breakdown by electorate



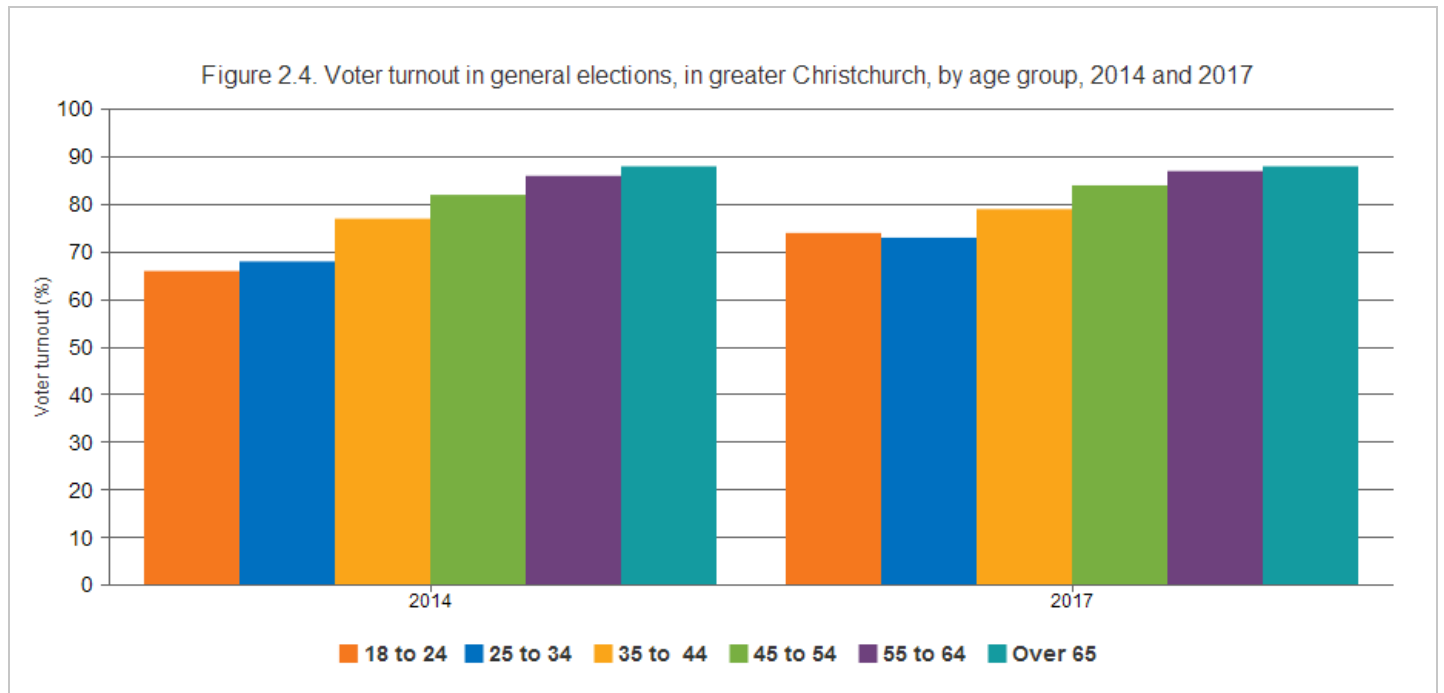
The figure shows increased voter turnout in the general elections for all seven electorates in greater Christchurch, from 2014 to 2017, continuing to build on the 2011 result (data not shown) [11].

Breakdown by ethnicity



The figure shows that in 2017, 78 percent of enrolled Māori electors voted in the general election compared to 82 percent of non-Māori. The voter turnout for Māori in greater Christchurch in 2017 is the highest since 2005 (80.9%) [10].

Breakdown by age



The figure shows an increase in voter turnout for younger people in greater Christchurch between 2014 and 2017, with the largest increase being in the 18 to 24 year-old age group. Younger voters in greater Christchurch (74% turnout; 18 to 24 year-old age group) were relatively more engaged than their peers nationally (69.3% turnout) - New Zealand data not shown [10]. Voter turnout in greater Christchurch mirrors the national picture of increasing voter engagement with increasing age, at both time points.

Data Sources

Source: Electoral Commission.

Survey/data set: Administrative data. Access publicly available data from the Electoral Commission website www.elections.org.nz/events/2017-general-election/2017-general-election-results/voter-turnout-statistics

Source data frequency: Three yearly.

Metadata for this indicator is available at <https://www.canterburywellbeing.org.nz/our-wellbeing/index-data>

REFERENCES

This is the full reference list for **Civic Engagement**.

- 1 Community and Public Health (2011) Christchurch city health profile: democratic participation. Christchurch: Canterbury District Health Board.
- 2 Blais A, Young R, Lapp M (2003) The calculus of voting: An empirical test. *European Journal of Political Research* 37: 181-201.
- 3 Dalton RJ (2013) *Citizen Politics: Public Opinion and Political Parties in Advanced Industrial Democracies*. Washington DC: Congressional Quarterly Press.
- 4 Niemi RG, Craig SC, Mattei F (1991) Measuring Internal Political Efficacy in the 1988 National Election Study. *The American Political Science Review* 85: 1407-1413.
- 5 Robert Putnam (1993) *Making Democracy Work: Civic Traditions in Modern Italy*. Princeton: Princeton University Press.
- 6 Solijonov A (2016) *Voter Turnout Trends around the World*. Stockholm, Sweden: International Institute for Democracy and Electoral Assistance.
- 7 Department of Internal Affairs (2016) *The Social Report 2016: Te pūrongo oranga tangata*. Wellington: Department of Internal Affairs.
- 8 Robert Putnam (2000) *Bowling Alone: The Collapse and Revival of American Community* New York: Simon and Schuster.
- 9 Almond GA, Verba S (1963) *The Civic Culture: Political Attitudes and Democracy in Five Nations*. Boston, Mass.: Little, Brown & Co.
- 10 The Electoral Commission (2018) *Report of the Electoral Commission on the 23 September 2017 General Election: Provided in accordance with section 8(1) of the Electoral Act 1993*. Wellington: Ministry of Justice.
- 11 Electoral Commission (2014) *Electoral Commission Report on the 2014 General Election*. Wellington: Electoral Commission.